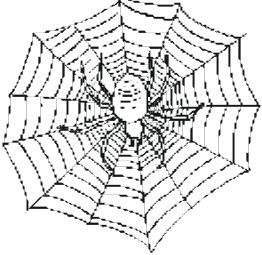

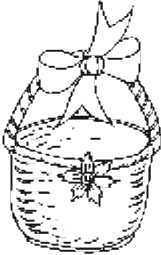



# Ending Consonants


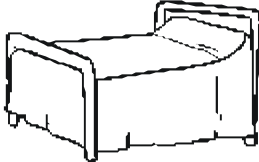

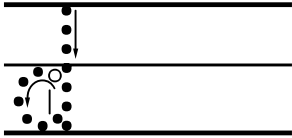
Say the letter at the beginning of each row. Trace the letter and then write the letter on the line.

Color the picture that ends with the sound of the letter in each row.

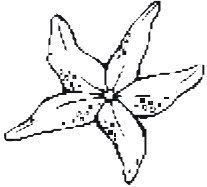
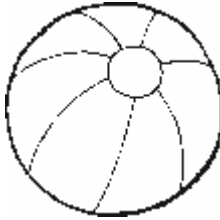

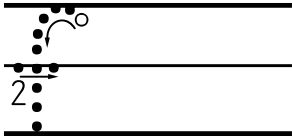
**b**




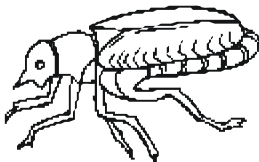

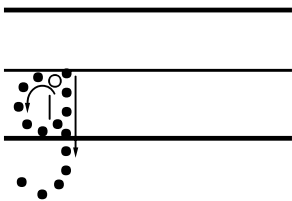
**d**



**f**



**g**

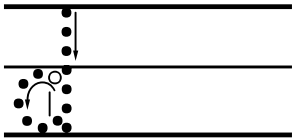
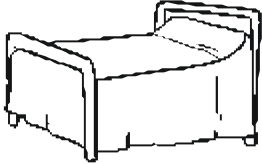


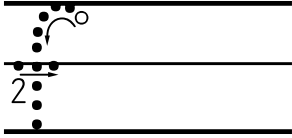

# Ending Consonants

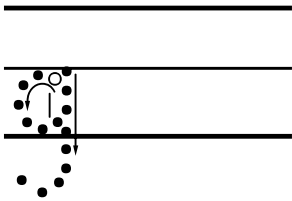
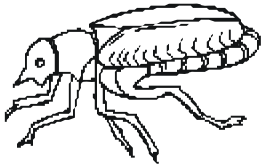
Say the letter at the beginning of each row. Trace the letter and then write the letter on the line.

Color the picture that ends with the sound of the letter in each row.

b  

d  




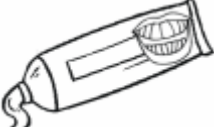
f  


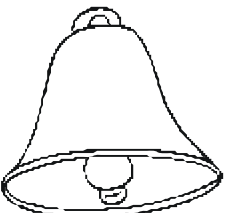
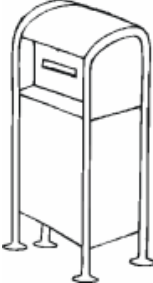

g  

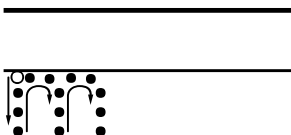

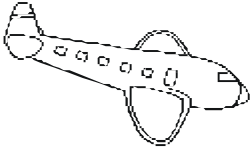
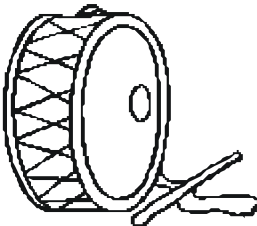
# Ending Consonants


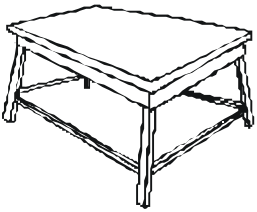


Say the letter at the beginning of each row. Trace the letter and then write the letter on the line.

Color the picture that ends with the sound of the letter in each row.

**k**    

**l**    

**m**    


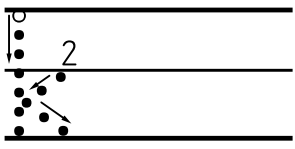
**n**    

# Ending Consonants

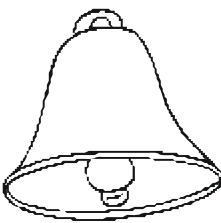

Say the letter at the beginning of each row. Trace the letter and then write the letter on the line.

Color the picture that ends with the sound of the letter in each row.

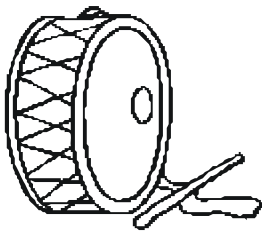
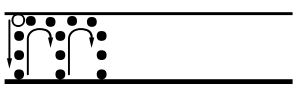
k





l



m



n




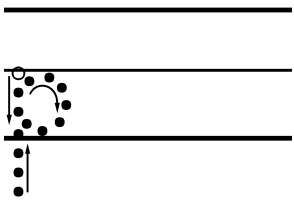


# Ending Consonants





Say the letter at the beginning of each row. Trace the letter and then write the letter on the line.

Color the picture that ends with the sound of the letter in each row.

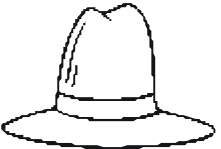



**p**







**r**



**s**



**t**


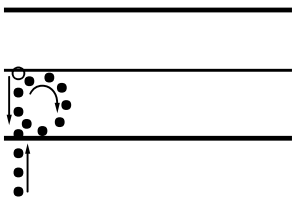


# Ending Consonants



Say the letter at the beginning of each row. Trace the letter and then write the letter on the line.

Color the picture that ends with the sound of the letter in each row.



**p**





**r**



**s**



**t**



## A note about the handwriting fonts used in this activity.

www.worksheetuniverse.com has purchased a license from <http://www.educationalfontware.com> that allows us to use their fonts for worksheets we produce.

The OZ Manuscript style font used in this document is a trademark of Educational Fontware, Inc (EFI).

The OZ Manuscript font is similar to Zaner-Bloser Traditional©-style font. OZ Manuscript font (by EFI) is not endorsed by Zaner-Bloser.

All worksheets are intended to supplement educational materials your child is currently using.