









# Opposites

Look at the pictures. Draw a line between the pictures that show opposites.



# Opposites

Look at the pictures. Draw a line between the pictures that show opposites.



Opposites  
Worksheets 1 and 2 Answer keys

Opposites  
Worksheet 1

Name \_\_\_\_\_

### Opposites

Look at the pictures. Draw a line between the pictures that show opposites.

down sad

happy closed

asleep up

open awake

Copyright ©2011 Worksheet Universe. All rights reserved.  
Graphics ©2011 JupiterImages Corp. [www.worksheetuniverse.com](http://www.worksheetuniverse.com)

Opposites  
Worksheet 2

Name \_\_\_\_\_

### Opposites

Look at the pictures. Draw a line between the pictures that show opposites.

inside off

day outside

on in front

behind night

Copyright ©2011 Worksheet Universe. All rights reserved.  
Graphics ©2011 JupiterImages Corp. [www.worksheetuniverse.com](http://www.worksheetuniverse.com)