





SPELLING CHAMP



proudly presents this award of excellence to







for outstanding achievement in spelling.



Principal

Teacher



Instructions:

- Click on the Highlight fields located on the upper right hand side of your document.
- Select the hand tool and click inside the first highlighted field.
- Type in desired text.
- Press the tab key to move to the next field.
- Continue until all desired fields are completed.
- Print page 1 only. We recommend a nice quality heavy weight paper or card stock.
- Certificate is best when printed on a color laser printer.

NOTE:

In field 3 (after the students name) you will need to type the following:

on this 14th day of October, 2006

replacing 14th with the correct day, month with correct month, and year with correct year.

This certificate was intentionally made this way to ensure all text lines up properly.