



1
one


Color the tree.






Trace the number then write the number on the line.



Trace the word then write the word on the line.




Circle one apple.



2
two

Color the rabbits.



Trace the number then write the number on the line.

Tracing guide for the number 2: A dashed '2' is shown on a set of three horizontal lines (top, middle dashed, bottom). Stroke 1 is a curved line from the top line to the middle dashed line. Stroke 2 is a horizontal line from the middle dashed line to the bottom line.

Trace the word then write the word on the line.

Tracing guide for the word 'two': The word 'two' is shown on a set of three horizontal lines. Stroke 1 is a vertical line down. Stroke 2 is a horizontal line across. Stroke 3 is a diagonal line down. Stroke 4 is a diagonal line up. Stroke 5 is a circular stroke.

Circle two carrots.

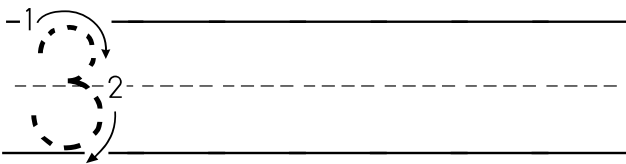


3
three

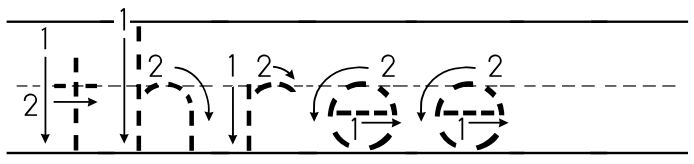
Color the monkeys.



Trace the number then write the number on the line.



Trace the word then write the word on the line.




Circle three bananas.



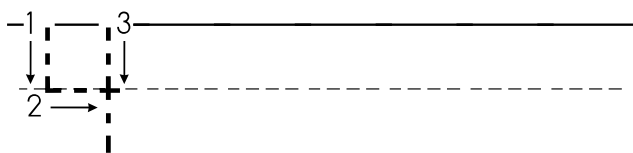
Color the ice cream.

4

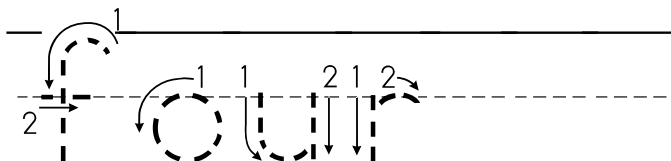
four



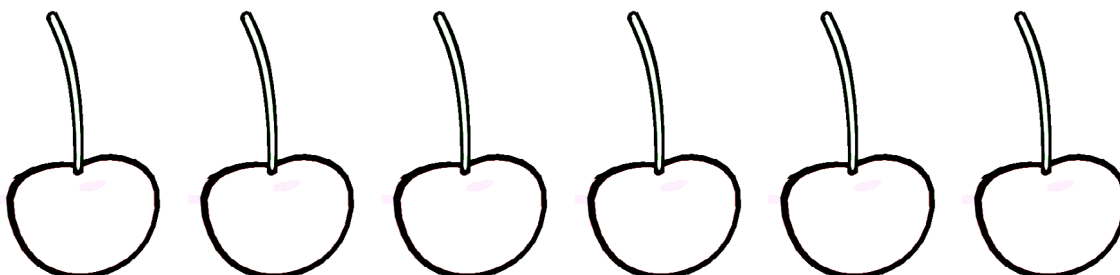
Trace the number then write the number on the line.



Trace the word then write the word on the line.



Circle four cherries.

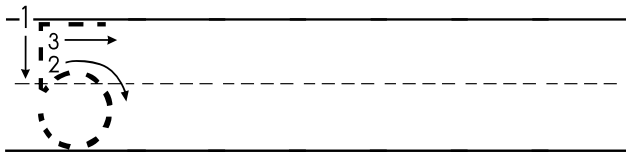


5
five

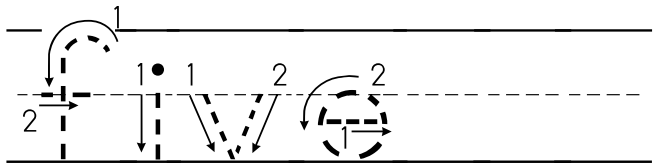
Color the clowns.



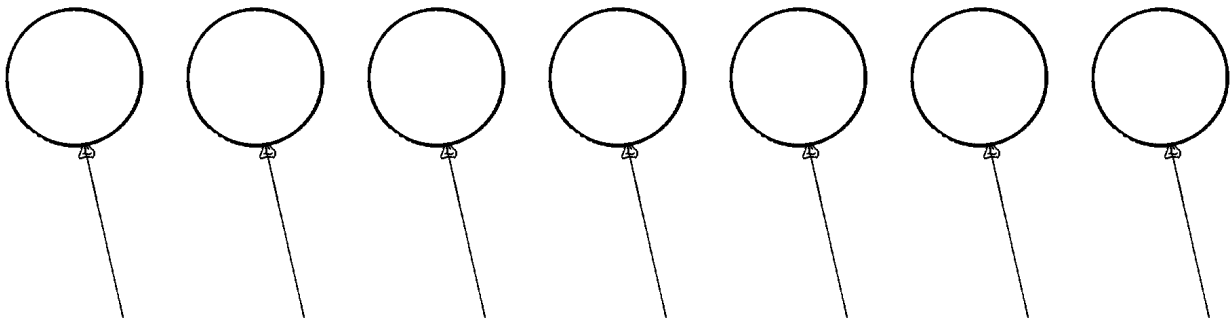
Trace the number then write the number on the line.



Trace the word then write the word on the line.

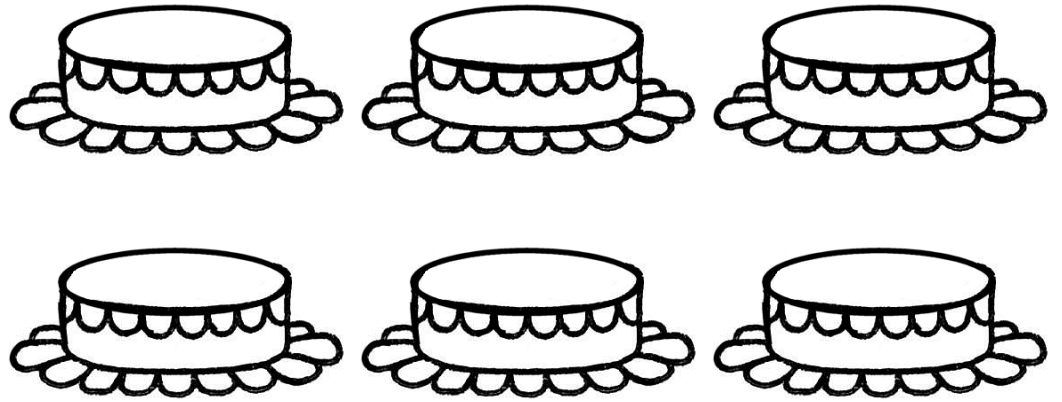


Circle five balloons.




6
six

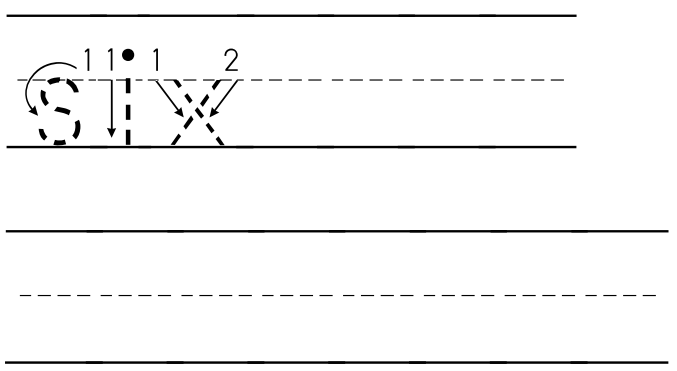
Color the cakes.




Trace the number then write the number on the line.



Trace the word then write the word on the line.





Circle six candles.



7

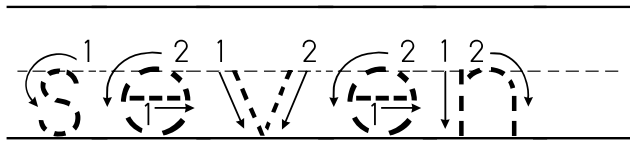
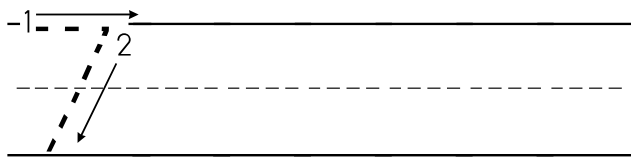
Color the kittens.

seven



Trace the number then write the number on the line.


Trace the word then write the word on the line.



Blank handwriting lines for practicing the number 7.

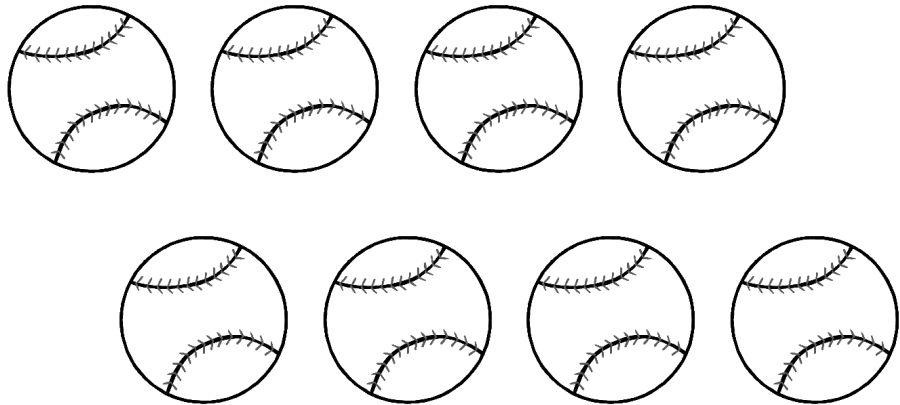
Blank handwriting lines for practicing the word 'seven'.

Circle seven balls of yarn.




8
eight

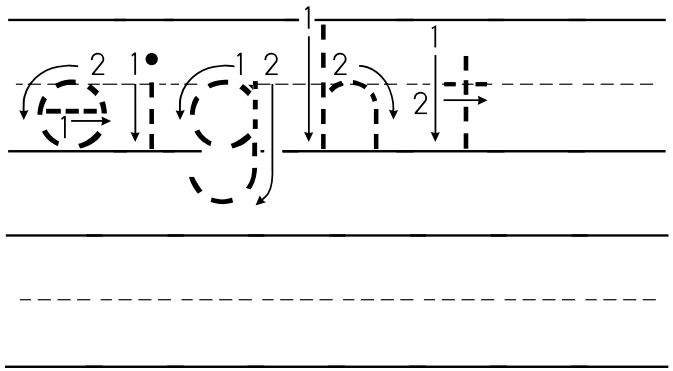
Color the baseballs.



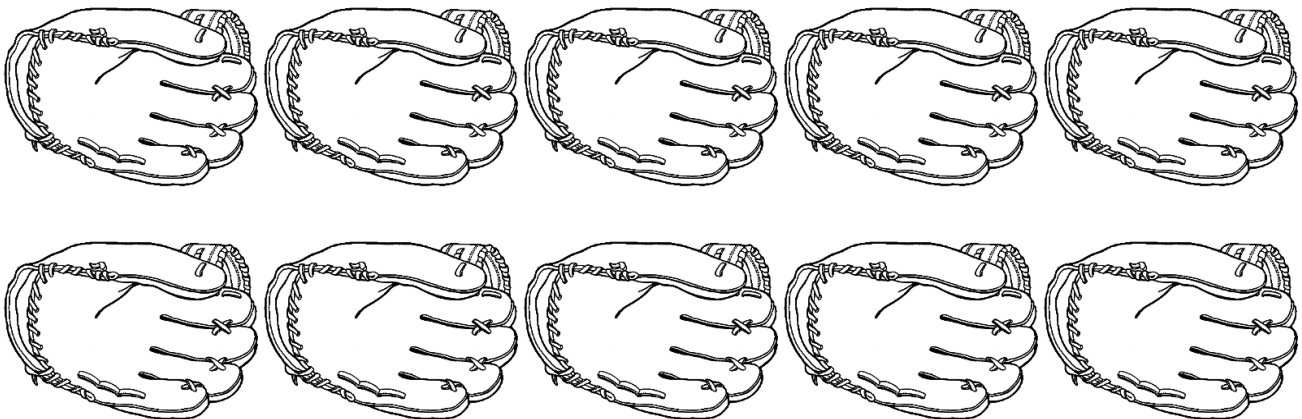
Trace the number then write the number on the line.



Trace the word then write the word on the line.



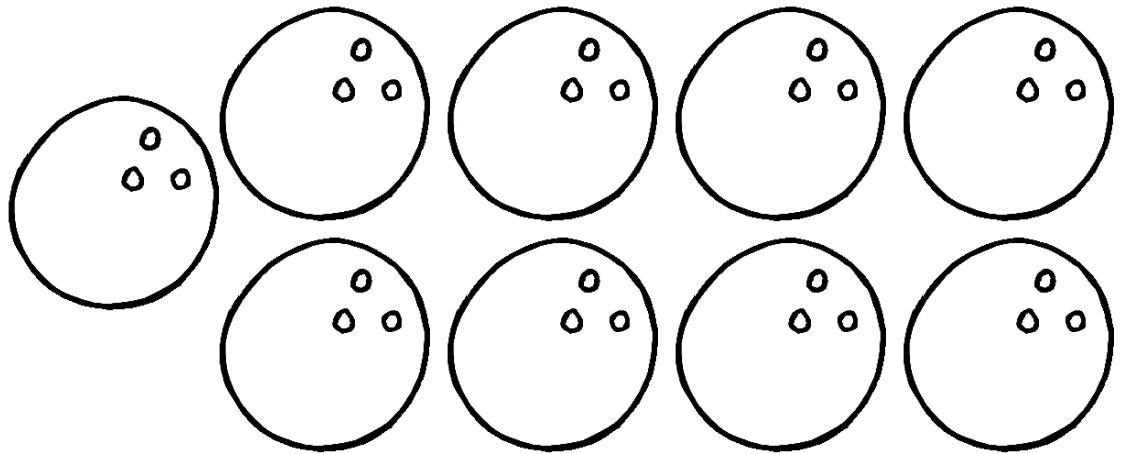
Circle eight baseball gloves.



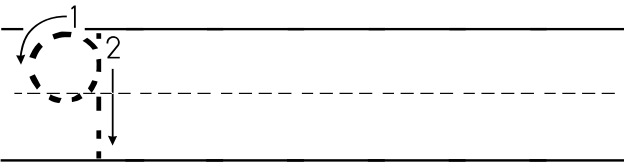
9

nine

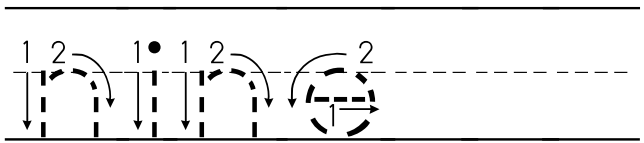
Color the bowling balls.




Trace the number then write the number on the line.



Trace the word then write the word on the line.




Circle nine bowling pins.

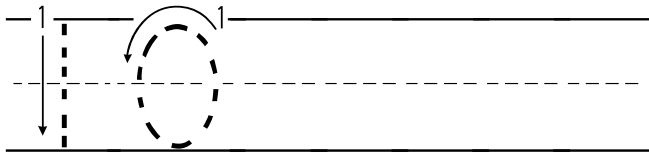


10
ten

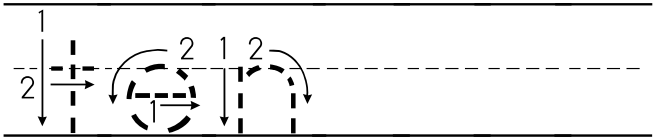
Color the butterflies.



Trace the number then write the number on the line.



Trace the word then write the word on the line.



Circle ten caterpillars.

